



Grade 1 Weekly Plan

Dec 10-14

SPECIAL ANNOUNCEMENTS

Online Resources:



Seesaw: <https://web.seesaw.me/>



<https://www.kidsa-z.com/main/Login/teacherUsername/>



<https://ca.ixl.com/signin/hayatuni>



www.education.com/games/play (optional)



<https://wow.boomlearning.com/> (optional)






















Assessments

View Resource section to identify the skills that will be on the assessments
All assessments will be on Thursday unless otherwise noted.

Thursday Dec 14th- Math assessment

Thursday Dec 14th- Jolly Phonics assessment

Subject	Learning Objective	Resources
<p>Phonics</p>	<p>The students will view and practice sound cards. Assessments will be over any sounds learned. Please view below.</p> <p>Please click on the Sound Card Video and practice with your child daily for the length of the video (6 minutes)</p> <p>Review letter identification and sounds: /h/r/m/d/g/o/u/l/f/b/ai/j/oa/ie/ee/or/z/w/ng/v/oo/y/x/ch/sh//th/qu/ou/oi/ue/er/ar</p> <p>Upcoming: Review all letters until vacation</p>	<p>Sound Card Video</p> <p>Jolly Phonics Book 1</p> <p>November Jolly Phonics Pacing Calendar</p> <p>December Jolly Phonics Pacing Calendar</p>
<p>Reading</p>	<p>Teachers will be focused on completing beginning of year assessments</p> <p>Read Aloud Options Teacher's choice Focus on starting guided reading groups</p> <p>Continue Reading Strategy Animals</p> <p>Continue comprehension practice</p> <p>Vocabulary: "Good Readers", concepts of print, front cover, back cover, spine, words, spaces, sentences Sight words List 3A</p>	<p>Reading Strategies Animals</p> <p>Characters & Setting</p> <p>Problem & Solution</p> <p>Sight words List 3A & 3B</p>
<p>Writing</p>	<p>Review: Parts of Speech: Review common and proper nouns, verbs, and adjectives</p>	<p>Grammar Book</p>

	<p>Students will have penpals within the class and within grade 1. Students will write letters to their penpal using 5 Star sentences.</p> <p>Ongoing: 5 Star Writing</p> <div style="border: 1px solid black; padding: 5px; text-align: center;"> <p>5 Star Writing</p> <table border="1" style="width: 100%; border-collapse: collapse;"> <tr> <td style="text-align: center; width: 15%;"></td> <td>Capital letter to start my sentence. → I see a dog.</td> </tr> <tr> <td style="text-align: center;"></td> <td>Punctuation to end my sentence. Where is the dog? ↘</td> </tr> <tr> <td style="text-align: center;"></td> <td>Use finger spaces. The dog is brown.</td> </tr> <tr> <td style="text-align: center;"></td> <td>Use neat handwriting & phonemic spelling. Kk </td> </tr> <tr> <td style="text-align: center;"></td> <td>My sentence makes sense. </td> </tr> </table> </div>		Capital letter to start my sentence. → I see a dog.		Punctuation to end my sentence. Where is the dog? ↘		Use finger spaces. The dog is brown.		Use neat handwriting & phonemic spelling. Kk 		My sentence makes sense. 	<p>Nouns Video</p> <p>Verbs Video</p> <p>Adjectives</p> <p>The Sentence Song</p>
	Capital letter to start my sentence. → I see a dog.											
	Punctuation to end my sentence. Where is the dog? ↘											
	Use finger spaces. The dog is brown.											
	Use neat handwriting & phonemic spelling. Kk 											
	My sentence makes sense. 											
<p>Math</p>	<p>Students will learn number sense using 10 and 20 frames (double ten frames).</p> <p>Vocabulary words: Number ID, Counting, ones, tens, patterns, counting on, counting backwards, “how many?”, more, less, place value, tens, ones</p> <p>Number sense: Identifying, writing & counting numbers within 20, writing number names to 20. Learning place value. Groups of ten.</p>	<ul style="list-style-type: none"> • Counting to 100 • Numbers in the teens • Friends of 10 • Counting Backwards from 20 • Patterns Video • Jump math Book 1.1 										
<p>Socials/ Science</p>	<p>The students will learn about needs vs. wants.</p> <p>Needs vs. Wants Video1 Needs vs. Wants Brainpop Video But I Want It! Read aloud Lily Learns About Wants and Needs Read Aloud</p> <p>Ongoing- planting a garden at HUBS</p>	<p>Hayat High 5 Theme:</p> <p>-Be Responsible -Be Responsible Song</p>										